


# **DIPPEREDGE™**

Increase safety, productivity and maintenance savings.

**DipperEdge gives you:**



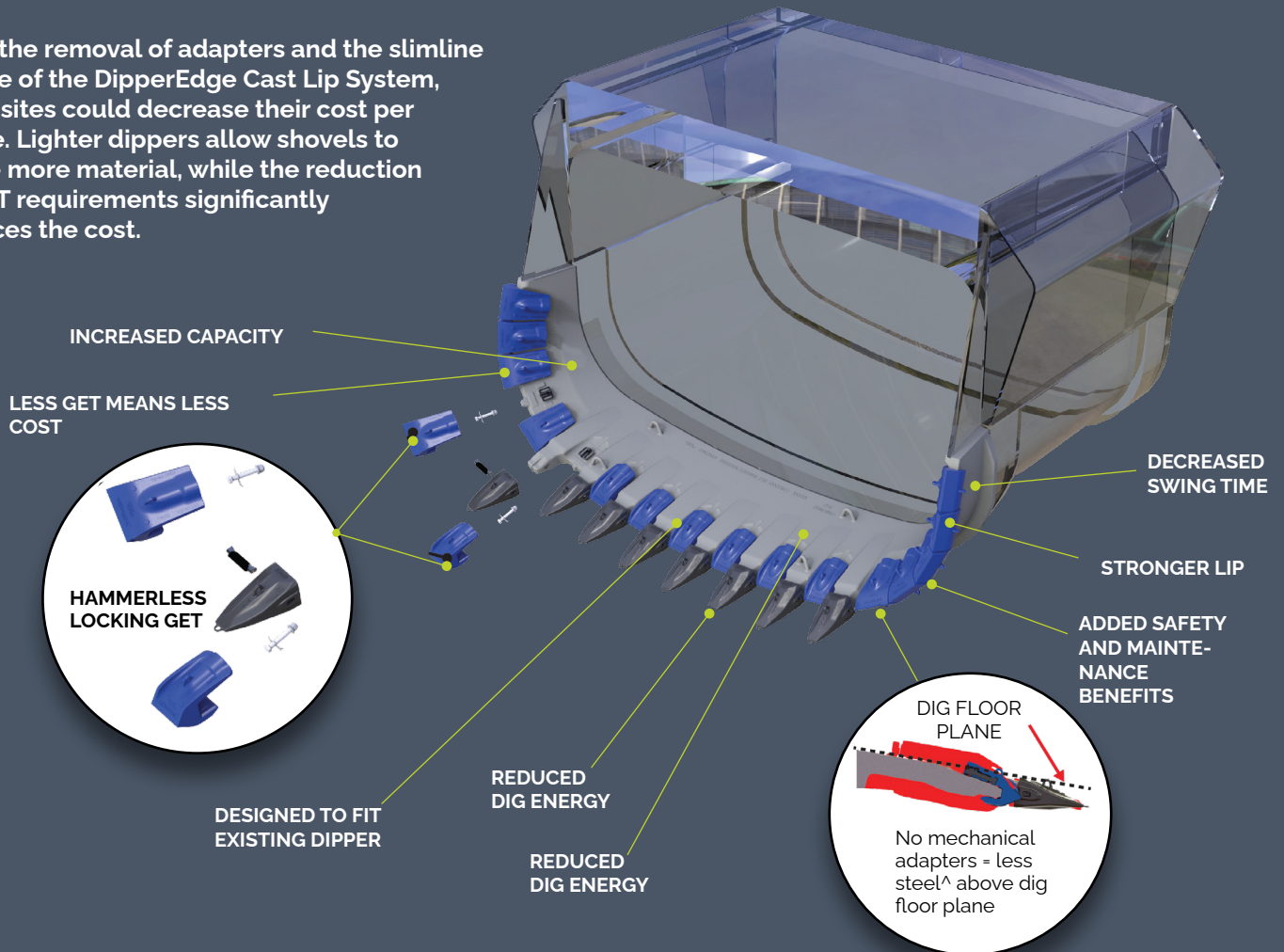
- No heavy mechanical adapters
- 70% fewer parts
- 15% lighter lip\*
- Faster cycle times

\*Compared to Conventional Whistler Lip



# TRANSFORM THE STANDARD


With the removal of adapters and the slimline profile of the DipperEdge Cast Lip System, mine sites could decrease their cost per tonne. Lighter dippers allow shovels to move more material, while the reduction in GET requirements significantly reduces the cost.



**CR Powered by Epiroc is on a mission to revolutionize mining productivity.**

We engineer the most advanced surface and underground mining solutions for the world's best miners to unlock productivity, enhance safety, and reduce emissions.

**Start the conversation**

 (+61) 1800 987 525

 [Globalsales@crmining.com](mailto:Globalsales@crmining.com)

 (+1) 866 276 4637

 [crmining.com](http://crmining.com)